


ABB Motors and Generators		Technical Data Sheet - DOL			
		Project	Location		
Department/Author		Customer name	Customer ref.		Item name 1.00077
Our ref.		Rev/Changed by A	Date of issue 21/11/2017	Saving ident wimes stock.do2.xls	Pages 1(3)
No.	Definition	Data	Unit	Remarks	
1	Product	TEFC, 3-phase, squirrel cage induction motor			
2	Product code	3GBA 072 320-BSD		Calc. ref.	3GZC021007-39
3	Type/Frame	M2BAX 71MB 4			
4	Mounting	IM3001, B5(flange)			
5	Rated output P _N	0.25	kW		
6	Service factor	1			
7	Type of duty	S1(IEC) 100%			
8	Rated voltage U _N	400	VY	± 5 % (IEC 60034-1)	
9	Rated frequency f _N	50	Hz	± 2 % (IEC 60034-1)	
10	Rated speed n _N	1440	r/min		
11	Rated current I _N	0.78	A		
12	No-load current	0.68	A		
13	Starting current I _s /I _N	6.1		Fullfilled IEC 60034-12 design N,H	
14	Nominal torque T _N	1.66	Nm		
15	Locked rotor torque T _s /T _N	2.7			
16	Maximum torque T _{max} /T _N	3.5			
17	Minimum torque T _{min} /T _N	2.5			
18	Speed at minimum torque	150	r/min		
Load characteristics (IEC 60034-2-1:2014)		Load %	Current A	Efficiency %	Power factor
19	PLL determined from residual loss	100	0.78	73.5 / IE3	0.64
20		75	0.7	70.1	0.55
21		50	0.66	63.8	0.43
22		Start	4.8		0.8
23	Maximum starting time from hot	19	s		
24	Maximum starting time from cold	34	s		
25	Insulation class / Temperature class	F / B			
26	Ambient temperature	40	°C		
27	Altitude	1000	m.a.s.l.		
28	Enclosure	IP55			
29	Cooling system	IC411 self ventilated			
30	Bearing DE/NDE	6203-2Z/C3 - 6202-2Z/C3			
31	Type of Grease				
32	Sound pressure level (LP dB(A) 1m)	41	dB(A)	at load	
33	Moment of inertia J = ¼ GD ²	0.00075	kg-m ²		
34	Balancing				
35	Vibration class				
36	Position of terminal box	Top			
37	Terminal box entries; no, dimens.				
38	Number of power terminals				
39	Direction of rotation	CW or CCW			
40	Weight of rotor	2	kg		
41	Total weight of motor	10	kg		
42	Dimension drawing no.				
43					
44					
45					
Ex-motors					
46					
47					
48					
Option Variant Codes / Definition					
49					
50					
51					
52					
Remarks:					
Data based on situation 22/02/2016					
All data subject to tolerances in accordance with IEC					
Guaranteed values on request					

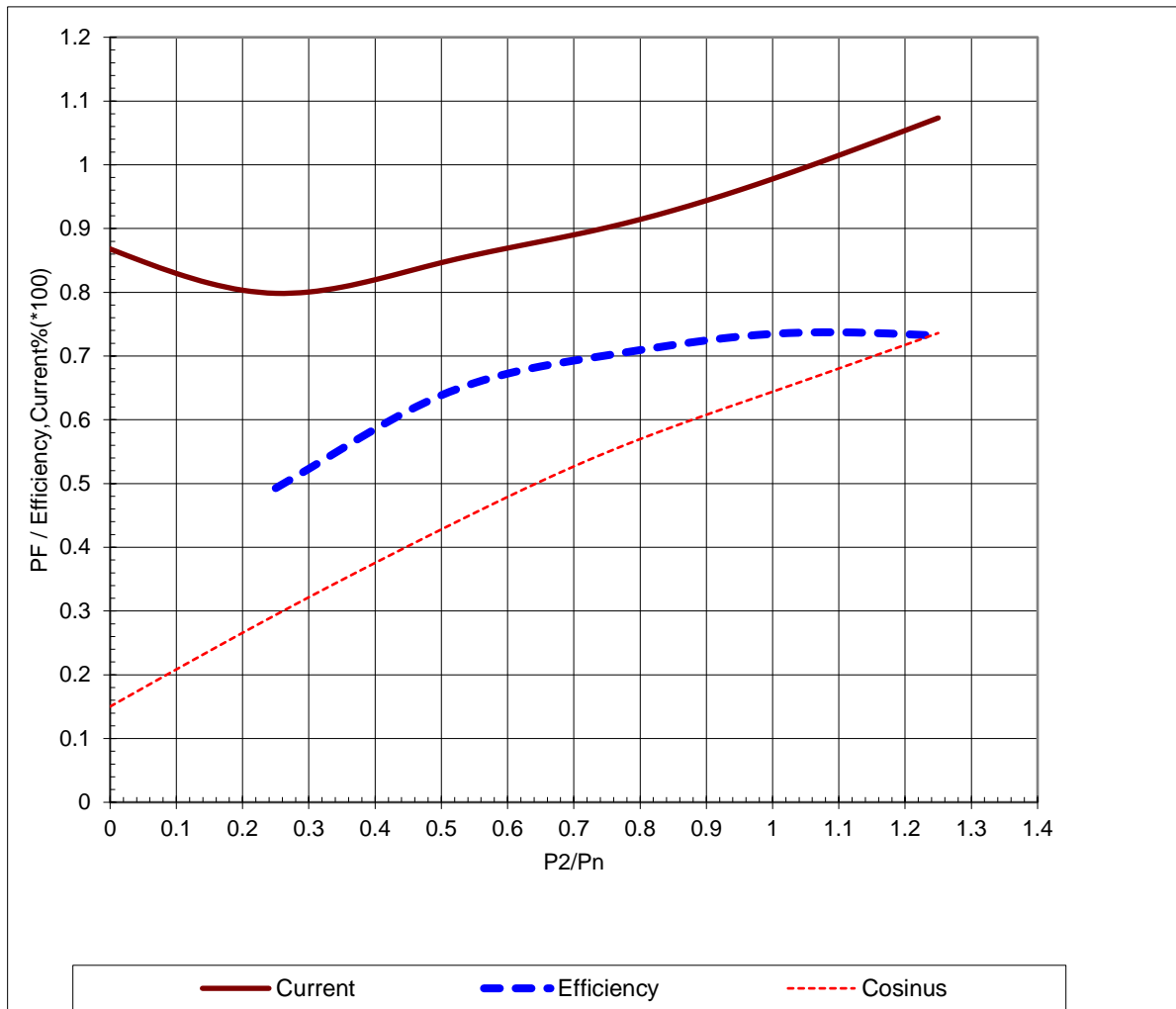
Project _____ Location _____

Department/Author _____ Customer name _____ Customer ref. _____ Item name **1.00077**

Our ref. _____ Rev/Changed by **A** Date of issue **21/11/2017** Saving ident **wimes stock.do2.xls** Pages **2(3)**

Product **TEFC, 3-phase, squirrel cage induction motor**
 Type/Frame **M2BAX 71MB 4** Calc. ref. **3GZC021007-39**
 Product code **3GBA 072 320-BSD**
 Rated output P_N **0.25** kW
 Type of duty **S1(IEC) 100%**

Voltage (V) **400** Current I_N (A) **0.78** Power factor at P_N **0.64**
 Frequency (Hz) **50** Speed (r/min) **1440** Efficiency (%) at P_N **73.5**



Load characteristics (IEC 60034-2-1:2014)
 Data based on situation 22/02/2016

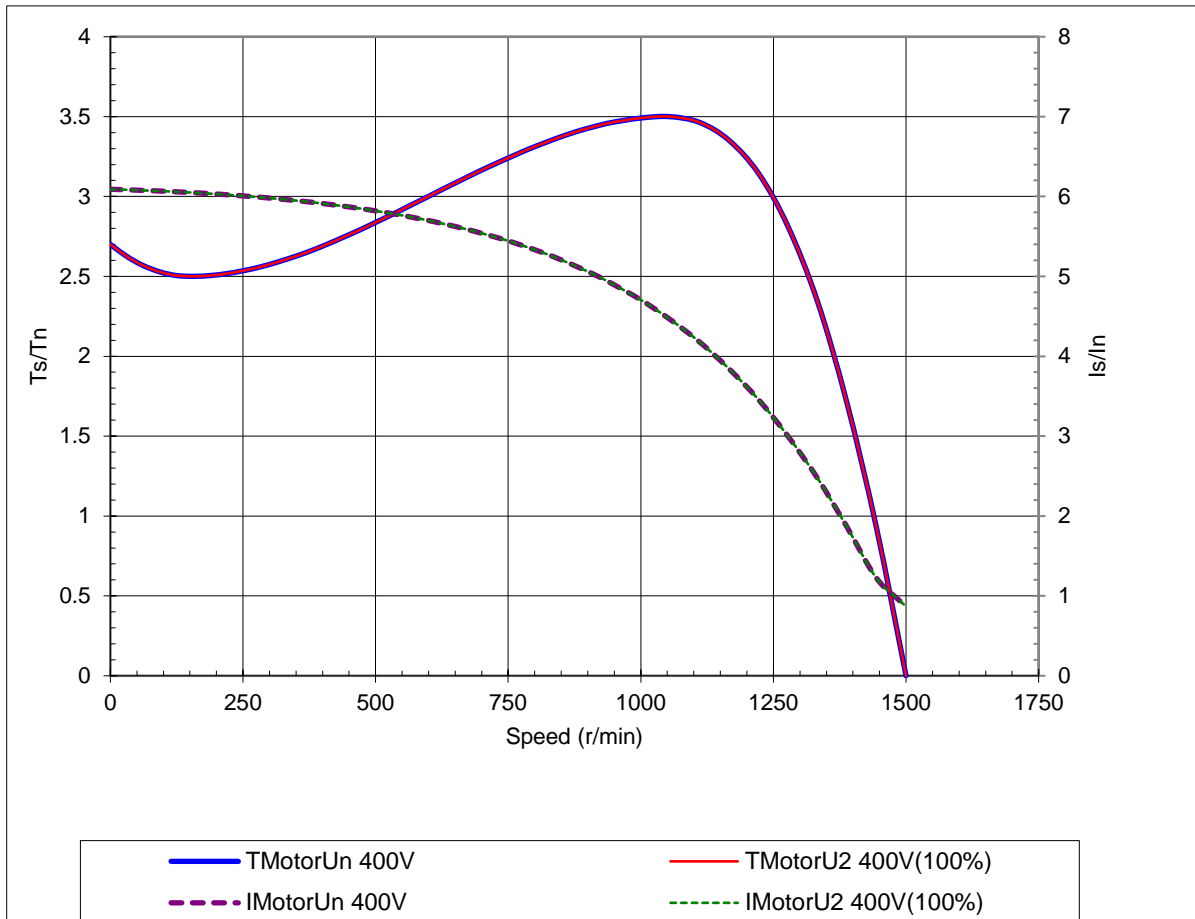
All data subject to tolerances in accordance with IEC



	Project	Location	
Department/Author	Customer name	Customer ref.	Item name 1.00077
Our ref.	Rev/Changed b Date of issue A 21/11/2017	Saving ident wimes stock.do2.xls	Pages 3(3)

Type of product	TEFC, 3-phase, squirrel cage induction motor		
Type/Frame	M2BAX 71MB 4	Calc. ref.	3GZC021007-39
Product code	3GBA 072 320-BSD	Frequency (Hz)	50
Rated output P _N	0.25 kW	Rated current I _N	0.78 A
Type of duty	S1(IEC) 100%		

J _{motor} (kgm ²)	0.0008	Voltage (V) 100%	400	Voltage (V)	400V(100%)
J _{load} (kgm ²)		T _{start} /T _N	2.7	T _{start} /T _N	2.7
Speed (r/min)	1440	Starting time (s)		Starting time (s)	
T _N (Nm)	1.66	Speed (r/min)		Speed (r/min)	
T _{load} (Nm)		I _s /I _n	6.1	I _s /I _n	6.1
Nbr. of Consecutive Starts at UN		T _{max} /T _n	3.5	T _{max} /T _n	3.5



Load characteristics (IEC 60034-2-1:2014)
Data based on situation 22/02/2016

All data subject to tolerances in accordance with IEC